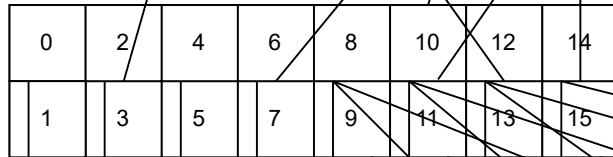


8 wave-form generators

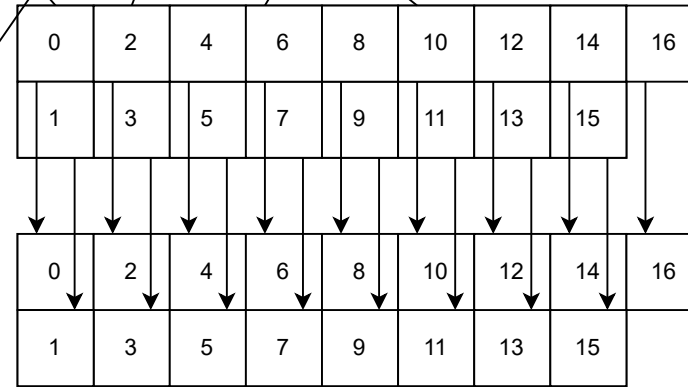
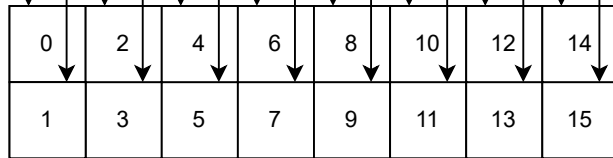


There can only be 8 unique pwm signals (wave-forms). But the gpio and shift-register index slots can reference the same wave-form generator. So in the case of led-dimming a group of leds can share the pwm parameters.

16 GPIO index slots

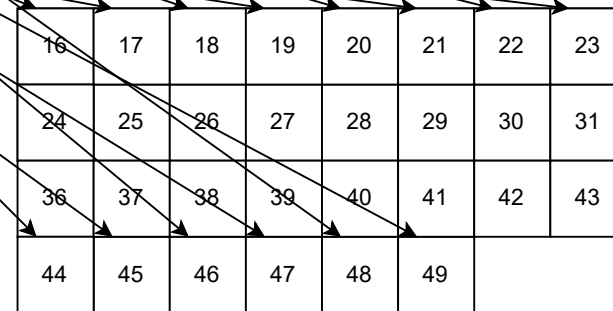


The gpio index slots are connected to the gpio pins in a 1:N configuration. The first 16 gpio pins is in a 1:1 mapping, the rest only use index slot 8-15 in a 1:many mapping.



17 Shift-register index slots, each one can index one of the wave-form generators

The shift register index slots are connected in a 1:1 mapping with the shift-register pins



Only the first and last row has arrows drawn but there is a mapping gpio pins present (there is a gap between 31 and 36).